

KINGSTON STORAGE

PRODUCTS GUIDE

Kingston
TECHNOLOGY
STORAGE PRODUCTS DIVISION



DATA EXPRESS

DEVICE ENCLOSURES FOR REMOVABLE
DEVICE/DRIVE APPLICATIONS

RAID
Compatible



DE75i
STEEL - LOW-PROFILE

DE90i
METAL/PLASTIC

DE100i
STEEL

DE150i
STEEL - FRONT-LOADING

DE200i
STEEL - LOCK-DOWN

DE300i
STEEL - LOW-PROFILE

MODELS FOR: HALF-HEIGHT BAYS

DESCRIPTION	FRAME & CARRIER		CARRIER ONLY		RECEIVING FRAME ONLY		OPTIONS (FACTORY INSTALLED)	
	WHITE	BLACK	WHITE	BLACK	WHITE	BLACK	HOT SWAP	SOFT-LOAD LOCK
AT/IDE								
Metal/Plastic	DE90i-A TD#448115		DE90i-CA TD#448129		DE90i-RA TD#448127			
Steel	DE100i-A TD#448939	DE100i-A/B TD#447011	DE100i-CA TD#448941	DE100i-CA/B TD#447012	DE100i-RA TD#448943	DE100i-RA/B TD#447013		DXSOL/LOCK TD#448343
SCSI 8-BIT NARROW (SCSI 1 & 2)								
Metal/Plastic	DE90i-S TD#448116		DE90i-CS TD#448126		DE90i-RS TD#448128		DX90-S/H TD#448347	
Steel	DE100i-S TD#448938	DE100i-S/B TD#448922	DE100i-CS TD#448940	DE100i-CS/B TD#448926	DE100i-RS TD#448942	DE100i-RS/B TD#448927	DX100-S/H TD#448346	DXSOL/LOCK TD#448343
Steel (Front-Loading Devices Only)	DE150i-SD TD#448963	DE150i-SD/B TD#447093	DE150i-CSD TD#447014	DE150i-CSD/B TD#447100	*DE100i-RS TD#448942	**DE100i-RS/B TD#448927	**DX100-S/H TD#448346	DXSOL/LOCK TD#448343
Steel (Ruggedized - Lockdown)	DE200i-S TD#448106		DE200i-CS TD#448107		DE200i-RS TD#448108		DX200-S/H TD#448110	DXSOL/LOCK TD#448343
SCSI 16-BIT WIDE (SCSI 3)								
Steel (Low-Profile Drives Only)	*DE75i-SW TD#448248		*DE75i-CSW TD#448249		*DE75i-RSW TD#448250		*DX75-SW/H TD#448241	
Steel	DE100i-SW TD#447006	DE100i-SW/B TD#447007	DE100i-CSW TD#447064	DE100i-CSW/B TD#447065	DE100i-RSW TD#447067	DE100i-RSW/B TD#447068	DX100-SW/H TD#448345	DXSOL/LOCK TD#448343
Steel (Ruggedized - Lockdown)	DE200i-SW Call		DE200i-CSW Call		DE200i-RSW Call		DX200-SW/H Call	DXSOL/LOCK Call
SCSI 16-BIT WIDE DIFFERENTIAL (SCSI 3)								
Steel	DE100i-SWD TD#447010	DE100i-SWD/B TD#447084	DE100i-CSWD TD#447087	DE100i-CSWD/B TD#447088	DE100i-RSWD TD#447089	DE100i-RSWD/B TD#447090	DX100-SWD/H TD#448344	DXSOL/LOCK TD#448343
SCSI 80 PIN WIDE (SCSI 3)								
Steel (SCA, Low-Profile Drives Only)	DE75i-SWC Call		DE75i-CSWC Call		DE75i-RSWC Call		DX75-SWC/H Call	
Steel	DE100i-SWC TD#447063	DE100i-SWC/B TD#447209	DE100i-CSWC TD#447066	DE100i-CSWC/B TD#447213	DE100i-RSWC TD#447067	DE100i-RSWC/B TD#447068	DX100-SWC/H TD#448245	DXSOL/LOCK TD#448343

MODELS FOR: FULL-HEIGHT BAYS

DESCRIPTION	FRAME & CARRIER		CARRIER ONLY		RECEIVING FRAME ONLY		OPTIONS (FACTORY INSTALLED)	
	WHITE	BLACK	WHITE	BLACK	WHITE	BLACK	HOT SWAP	SOFT-LOAD LOCK
SCSI 8-BIT NARROW (SCSI 1 & 2)								
Steel (Low-Profile Drives Only)	DE300i-S TD#447101		DE300i-CS TD#447102		DE300i-RS TD#447103		*	DX300-S/H
Steel (Low-Profile Drives Only)	*DE300i-SW Call		*DE300i-CSW Call		*DE300i-RSW Call		*DX300-SW/H Call	
SCSI 16-BIT WIDE (SCSI 3)								
Steel (SCA, Low-Profile Drives Only)	DE300i-SWC Call		DE300i-CSWC Call		DE300i-RSWC Call		DX300-SWC/H Call	

*New Item-This product is scheduled to start shipping July, 1997.

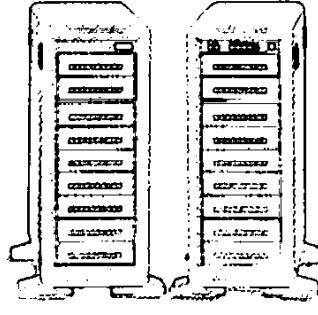
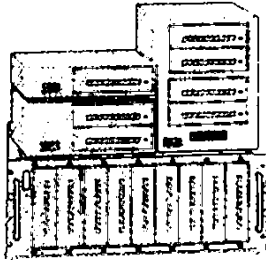
**DE150i-S and DE100i-S utilize the same Receiving Frame and Hot Swap Board.

For information on Kingston Storage Products
Call (800) 435-0642 7 a.m. to 5 p.m. (PST)

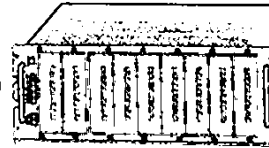
DATA SILO

EXPANSION CHASSIS FOR FIXED OR
DATA EXPRESS REMOVABLE DEVICES

DS100
1,2 & 4-BAY – STEEL



**RAID
COMPATIBLE**



DS400
9-BAY RACK – ALUMINUM

DS400
9-BAY TOWER – ALUMINUM

DS500
9-BAY TOWER – STEEL

DS500
9-BAY RACK – ALUMINUM

DESCRIPTION	DATA SILO PART#	I/O CONNECTOR	POWER SUPPLY
1 BAY STEEL (1) HALF-HEIGHT			
SCSI 1 & 2	DS100-S1MM TD#447026	50-pin MM	(1) 40W/65 Wpeak
SCSI 3 & Ultra	DS100-S1W TD#447027	68-pin Wide	
4 BAY STEEL (4) HALF-HEIGHT OR (2) FULL-HEIGHT			
SCSI 1 & 2	DS100-S4MM TD#447030	50-pin MM	(2) 65W/135Wpeak
SCSI 3 & Ultra	DS100-S4W TD#447031	68-pin Wide	
9 BAY RACK-ALUMINUM (9) HALF-HEIGHT OR (4) FULL-HEIGHT			
SCSI 1 & 2 (Wired)	DS400-S9RMM TD#448253 DS400-S9RMM1/B TD#448254	50-pin MM	(1) 300W/380Wpeak
SCSI 3 & Ultra (Wired)	DS400-S9RW ITD#448255 DS400-S9RW/B ITD#448256	68-pin Wide	(1) 300W/380Wpeak
(Unwired) Select Cable(s)*	*DS400-SR TD#448251 *DS400-SR/B TD#448252	Select Cable(s)*	(1) 300W/380Wpeak
9 BAY TOWER-ALUMINUM (9) HALF-HEIGHT OR (4) FULL-HEIGHT			
SCSI 1 & 2 (Wired)	DS400-S9TMM TD#448259 DS400-S9TMM1/B TD#448260	50-pin MM	(1) 300W/380Wpeak
SCSI 3 & Ultra (Wired)	DS400-S9TW TD#448261 DS400-S9TW/B TD#448262	68-Pin Wide	(1) 300W/380Wpeak
(Unwired) Select Cable(s)*	*DS400-ST TD#448257 *DS400-ST/B TD#448258	Select Cable(s)*	(1) 300W/380Wpeak

DESCRIPTION	DATA SILO PART#	I/O CONNECTOR	POWER SUPPLY
2 BAY STEEL (2) HALF-HEIGHT OR (1) FULL-HEIGHT			
SCSI 1 & 2	DS100-S2MM TD#447028	50-pin MM	(1) 65W/135Wpeak
SCSI 3 & Ultra	DS100-S2W TD#447029	68-pin Wide	
4 BAY STEEL (DUAL HOST I/O) (4) HALF-HEIGHT OR (2) FULL-HEIGHT			
SCSI 1 & 2	DS100-S4/2MM TD#448104	50-pin MM	(2) 65W/135Wpeak
SCSI 3 & Ultra	DS100-S4/2W TD#448101	68-pin Wide	
9 BAY RACK-STEEL (9) HALF-HEIGHT OR (4) FULL-HEIGHT			
SCSI 1 & 2 (Wired)	DS500-S9RMM TD#447303 DS500-S9RMM1/B TD#447304	50-pin MM	(2) 300W/380Wpeak
SCSI 3 & Ultra (Wired)	DS500-S9RW TD#447168 DS500-S9RW/B TD#447169	68-pin Wide	(2) 300W/380Wpeak
(Unwired) Select Cable(s)*	*DS500-SR TD#447285 *DS500-SR/B TD#447302	Select Cable(s)*	(1) 300W/380Wpeak
9 BAY TOWER-STEEL (9) HALF-HEIGHT OR (4) FULL-HEIGHT			
SCSI 1 & 2 (Wired)	DS500-S9TMM TD#447170 DS500-S9TMM1/B TD#447171	50-pin MM	(2) 300W/380Wpeak
SCSI 3 & Ultra (Wired)	DS500-S9TW TD#447172 DS500-S9TW/B TD#447173	68-Pin Wide	(2) 300W/380Wpeak
(Unwired) Select Cable(s)*	*DS500-ST TD#447174 *DS500-ST/B TD#447175	Select Cable(s)*	(1) 300W/380Wpeak

*Select DS400/DS500 internal cables from "Cable Configurations and Options", page 5 of this guide.